

BRA<sup>X</sup>ON<sup>®</sup>  
*FAST*



Patented by

**DECO**med  
MARKETING AND TRADE S.R.L.



# THINK OUTSIDE THE FLAT BOX

Everything in nature can be modelled and shaped. After 15 years of flat matrices that need to be adapted by the surgeon, here is the collagen cup already adapted to create the perfect shape for the patients.



VOLUMATRIX®: DECOMed's innovative manufacturing process for a pre-curved ADM matching the breast implant shape perfectly.

# THINK BEYOND BIOCOMPATIBILITY

Imagine a biological adipogenic  
matrix against capsular contracture

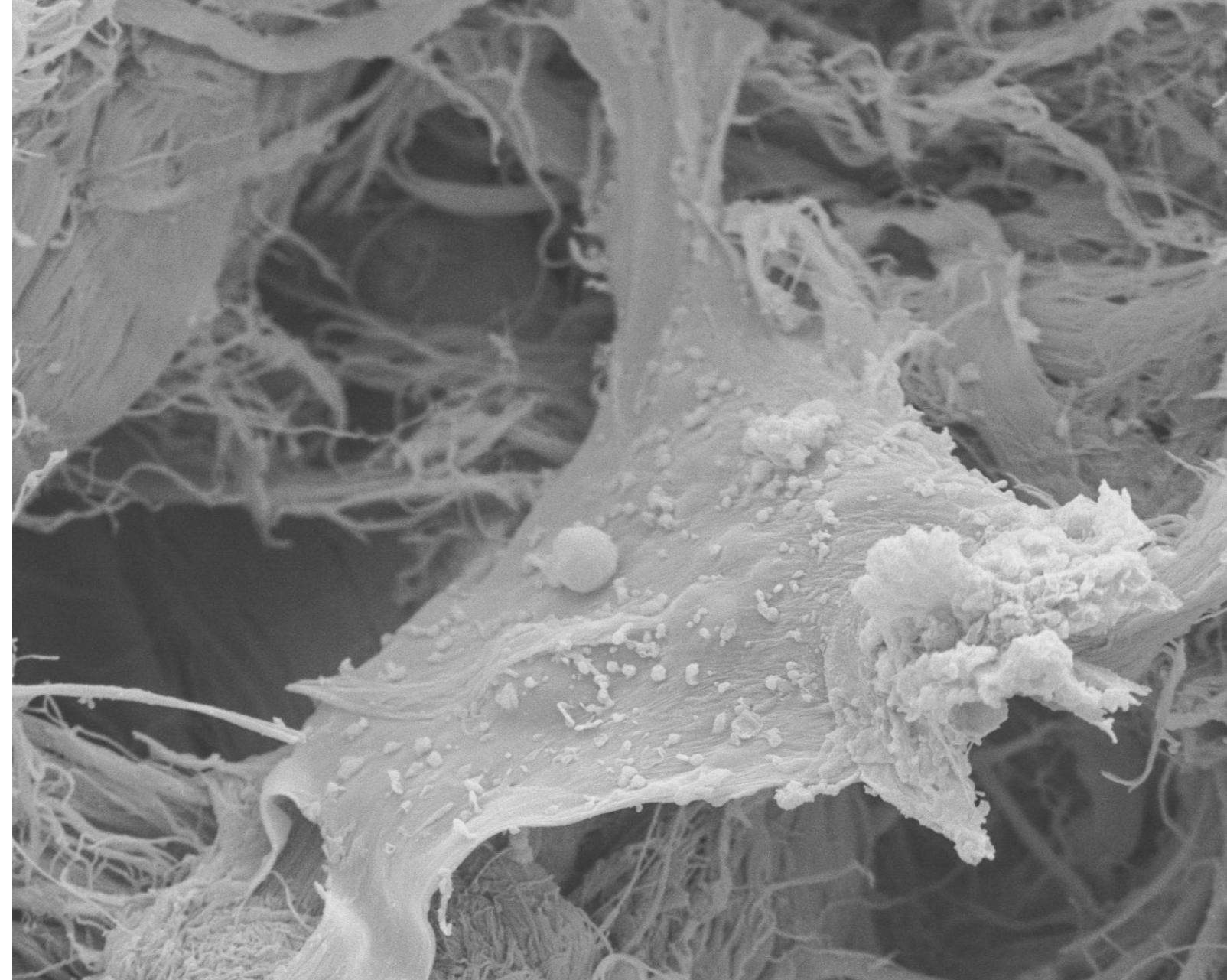


The organism detects the breast implant as a foreign body, increasing inflammation, seroma production and leading to a contractile capsule. ADIPOMATRIX® collagen covering minimises the foreign body reaction guiding the formation of a soft, thin and elastic capsule.

---

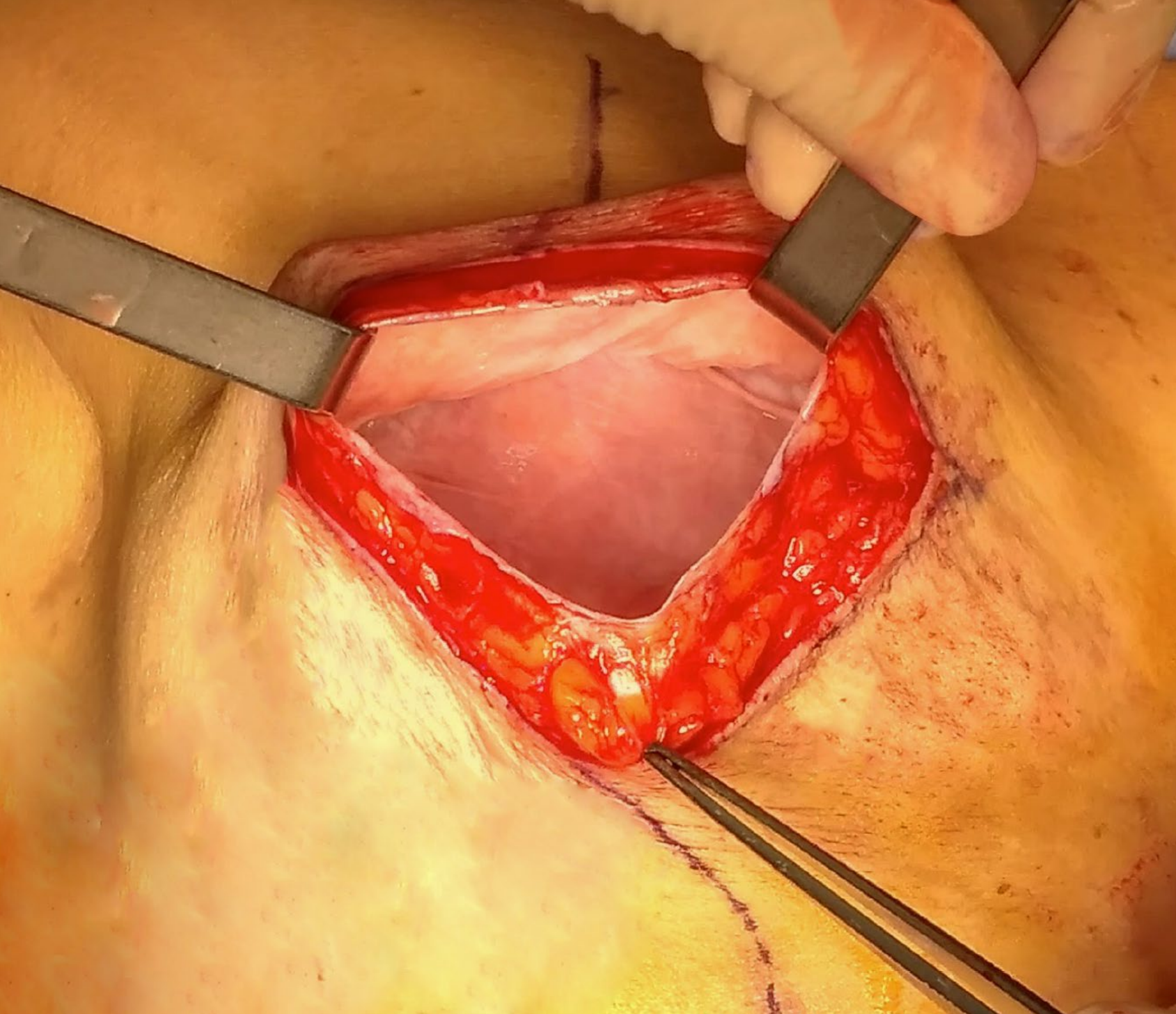
ADIPOMATRIX®:  
The new production  
technology for an  
adipofriendly ADM

---



*An SEM magnification of Braxon® Fast showing the native fasciform structure of the collagen fibres of the dermis where an adult stem cell (ASC) is anchored. It is entirely free from unwanted chemicals such as petroleum derivatives, polyurethanes, phthalates, metals, latex, glutaraldehyde, formaldehyde or other crosslinking substances. Study in partnership with the Department of Neurosciences, Biomedicine and Movement Sciences of the University of Verona (Italy).*





# THINK INSIDE THE BREAST


Cooper's ligaments and  
Vesalio's posterior suspensory  
fascia cushion the dynamic  
loads of the mammary gland



Braxon® Fast is a perfect model  
of biomimicry: it will take the  
same biological and mechanical  
functions of the ligaments removed  
during mastectomy.  
Once remodelled, it will regenerate  
the elastic and suspensory  
periglandular structure to restore  
natural breast movements.

# THINK OF LONG-LASTING RESULTS BASED ON SCIENCE

- Scientific rationale published on major indexed journals, such as PRS, JPRAS, EJSO, JSO, The Breast, Clinical Breast Cancer, Gland Surgery, Breast Care, International Journal of Surgical Oncology, and World Journal of Plastic Surgery.
- Prospective and retrospective studies ethically approved.
- Most important case collection in the world.
- International patent, registered trademark.



BRAXON<sup>®</sup>  
FAST

	FBRX06S	FBRX06M	FBRX06L
Maximum diameter*	< 11 cm	< 13 cm	< 16 cm
Implant projection*	< 4.5 cm	< 5.5 cm	< 6.5 cm
Volume*	≤ 380 cc	≤ 550 cc	≤ 750 cc

\*nominal measurements that can be extended by the user as needed



# LITERATURE

1. Berna G, Cawthorn SJ, Papaccio G, Balestrieri N. Evaluation of a novel breast reconstruction technique using the Braxon® acellular dermal matrix: a new muscle-sparing breast reconstruction. ANZ Journal of Surgery. 2014 Aug;87(6):493–8.
2. Iqbal FM, Bhatnagar A, Vidya R. Host Integration of an Acellular Dermal Matrix: Braxon Mesh in Breast Reconstruction. Clinical Breast Cancer. 2016 Dec;16(6):e209–11.
3. Maruccia M, Mazzocchi M, Dessy LA, Onesti MG. One-stage breast reconstruction techniques in elderly patients to preserve quality of life. European Review for Medical and Pharmacological Sciences. 2016;20(24):5058–66.
4. Vidya R, Iqbal FM. A Guide to Prepectoral Breast Reconstruction: A New Dimension to Implant-based Breast Reconstruction. Clin Breast Cancer. 2017 Jul;17(4):266–271.
5. Berna G, Cawthorn SJ. Long term follow-up on prepectoral ADM-assisted breast reconstruction: evidences after 4 years. European Journal of Plastic Surgery. 2017 Jun;40(3):255–8.
6. Vidya R, Masià J, Cawthorn S, Berna G, Bozza F, Gardetto A, et al. Evaluation of the effectiveness of the prepectoral breast reconstruction with Braxon dermal matrix: First multicenter European report on 100 cases. The Breast Journal. 2017 Nov;23(6):670–6.
7. Tasoulis M-K, Iqbal FM, Cawthorn S, MacNeill F, Vidya R. Subcutaneous implant breast reconstruction: Time to reconsider? European Journal of Surgical Oncology. 2017 Sep;43(9):1636–46.
8. Vidya R, Iqbal FM. Breast anatomy: Time to classify the subpectoral and prepectoral spaces: Letter to the Editor. Clinical Anatomy. 2017 May;30(4):434–5.
9. Linguadoca C, Rosi C, Sesenna ME, Zanardi A, Arcuri MF, Palli D, et al. L’HTA applicato alla ricostruzione mammaria in interventi chirurgici one-step: dall’utilizzo degli espansori all’impiego di matrici biologiche, l’esperienza dell’Azienda Ospedaliero- Universitaria di Parma. 2017;4(1):11.
10. Vidya R. Prepectoral Breast Reconstruction or Muscle-Sparing Technique with the Braxon Porcine Acellular Dermal Matrix: Plastic and Reconstructive Surgery - Global Open. 2017 Jun;5(6):e1364.
11. Vidya R, Cawthorn SJ. Muscle-Sparing ADM-Assisted Breast Reconstruction Technique Using Complete Breast Implant Coverage: A Dual-Institute UK-Based Experience. Breast Care. 2017;12(4):251–4.
12. Onesti MG, Maruccia M, Di Taranto G, Albano A, Soda G, Ballesio L, et al. Clinical, histological, and ultrasound follow-up of breast reconstruction with one-stage muscle-sparing “wrap” technique: A single-center experience. Journal of Plastic, Reconstructive & Aesthetic Surgery. 2017 Nov;70(11):1527–36.
13. Maruccia M, Di Taranto G, Onesti MG. One-stage muscle-sparing breast reconstruction in elderly patients: A new tool for retaining excellent quality of life. The Breast Journal. 2018 Mar;24(2):180–3.
14. Jafferbhoy S, Chandarana M, Houlihan M, Parmeshwar R, Narayanan S, Soumian S, et al. Early multicentre experience of pre-pectoral implant based immediate breast reconstruction using Braxon®. Gland Surgery. 2017 Dec;6(6):682–8.
15. Cattelan L, Polotto S, Arcuri MF, Pedrazzi G, Linguadoca C, Bonati E. One-Step Prepectoral Breast Reconstruction With Dermal Matrix-Covered Implant Compared to Submuscular Implantation: Functional and Cost Evaluation. Clinical Breast Cancer. 2018 Aug;18(4):e703–11.
16. Vidya R, Tafazal H, Salem F, Iqbal FM, Sircar T. Management based on grading of animation deformity following implant-based subpectoral breast reconstruction. Archives of Plastic Surgery. 2018 Mar 15;45(2):185–90.
17. Chandarana MN, Jafferbhoy S, Marla S, Soumian S, Narayanan S. Acellular dermal matrix in implant-based immediate breast reconstructions: a comparison of prepectoral and subpectoral approach. Gland Surgery. 2018 Aug;7(S1):S64–9.
18. Salgarello M, Barone Adesi L, Mangialardi ML. A case of important weight loss after a prepectoral breast reconstruction. European Journal of Plastic Surgery. 2018 Oct;41(5):601–4.
19. Salgarello M, Visconti G, Barone-Adesi L. Current evidences on immediate breast reconstruction after mastectomy. Translational Cancer Research. 2018 Apr;7(S3):S339–50.
20. Cattelan L, Polotto S. The Economics of Prepectoral Breast Reconstruction. Plastic and Reconstructive Surgery. 2018 Sep;142(3):415e–7e.
21. Kankam H, Hourston G, Forouhi P, Di Candia M, Wishart G, Malata C. Combination of acellular dermal matrix with a de-epithelialised dermal flap during skin-reducing mastectomy and immediate breast reconstruction. The Annals of The Royal College of Surgeons of England. 2018 Nov;100(8):e197–202.
22. Gardani, M., Simonacci, F., De Sario, G. et al. Prepectoral breast reconstruction using the Braxon® porcine acellular dermal matrix: a retrospective study. Eur J Plast Surg 42, 145–154 (2019).
23. Vidya R, Green M. Minimal Pain with Prepectoral Implant-Based Breast Reconstruction: Plastic and Reconstructive Surgery. 2019 Jan;143(1):236e.
24. Chandarana, M., Soumian, S., Jafferbhoy, S. et al. Outcomes of prepectoral implant-based breast reconstruction with Braxon® acellular dermal matrix—a single-centre experience. Eur J Plast Surg 42, 431–438 (2019).
25. Ballesio L, Gigli S, Boldrini C, Di Taranto G, Albano A, Onesti GM, et al. Postsurgical Ultrasound Evaluation of Patients with Prosthesis in Acellular Dermal Matrix: Results from Monocentric Experience. International Journal of Surgical Oncology. 2019 Jun 16;2019:1–9.
26. Vidya R, Iqbal FM, Becker H, Zhadan O. Rippling Associated with Pre-Pectoral Implant Based Breast Reconstruction: A New Grading System. World J Plast Surg. 2019 Sep;8(3):311–5.
27. Vidya R, Berna G, Sbitany H, Nahabedian M, Becker H, Reitsamer R, Rancati A, Macmillan D, Cawthorn S. Prepectoral implant-based breast reconstruction: a joint consensus guide from UK, European and USA breast and plastic reconstructive surgeons. Ecancermedicalsecience. 2019 May;13:927.
28. Onesti MG, Di Taranto G, Ribuffo D, Scuderi N. ADM-assisted prepectoral breast reconstruction and skin reduction mastectomy: Expanding the indications for subcutaneous reconstruction. Journal of Plastic, Reconstructive & Aesthetic Surgery. 2019 Nov;S1748681519304929.
29. Chandarana M, Harries S, on behalf of the National Braxon Audit Study Group, Tenovici A, Mortimer C, Clarke D, et al. Multicentre study of prepectoral breast reconstruction using acellular dermal matrix. BJS Open. 2020 Feb;4(1):71–7.
30. Knight HJ, Musgrove JJ, Youssef MMG, Ferguson DJ, Olsen SB, Tillett RL. Significantly reducing implant loss rates in immediate implant-based breast reconstruction: A protocol and completed audit of quality assurance. J Plast Reconstr Aesthet Surg. 2020 Jun;73(6):1043–1049.
31. Mangialardi ML, Barone Adesi L, Salgarello M. Delayed acellular dermal matrix assisted prepectoral breast reconstruction: Preliminary results. Breast J. 2019 Nov 11.
32. Polotto S, Bergamini ML, Pedrazzi G, Arcuri MF, Gussago F, Cattelan L. One-step prepectoral breast reconstruction with porcine dermal matrix-covered implant: a protective technique improving the outcome in post-mastectomy radiation therapy setting. Gland Surg 2020;9(2):219–228.
33. Cuomo R, Giardino F, R, Neri A, Nisi G, Brandi C, Zerini I, Jingjian H, Grimaldi L. Optimization of Prepectoral Breast Reconstruction. Breast Care 2020
34. Maruccia M, Elia R, Gurrado A, Moschetta M, Nacchiero E, Bolletta A, Testini M, Giudice, G. Skin-Reducing Mastectomy and Pre-pectoral Breast Reconstruction in Large Ptotic Breasts. Aesthetic Plast Surg. 2020 Jan 22.
35. Masià J; iBAG Working Group. The largest multicentre data collection on prepectoral breast reconstruction: The iBAG study. J Surg Oncol. 2020 Aug 12. Epub ahead of print. PMID: 32786089.
36. Ribuffo D, Berna G, De Vita R, Di Benedetto G, Cigna E, Greco M, Valdatta L, Onesti MG, Lo Torto F, Marcasciano M, Redi U, Quercia V, Kaciulyte J, Cherubino M, Losco L, Mori FLR, Scalise A. Dual-Plane Retro-pectoral Versus Pre-pectoral DTI Breast Reconstruction: An Italian Multi-center Experience. Aesthetic Plast Surg. 2020 Aug 28.
37. Quintero SLA, Busato A, Zingaretti N, Parodi P, Vigato E, Governa M, Sbarbati A, Conti G. Pericardium and dermis derived acellular membranes: adipogenesis to prevent capsular contracture. In press

Patented by



info@decomed.it

www.decomed.it



Tel +39 041 50 20 370

Fax +39 041 50 20 366



PMI  
Innovative



LEGAL  
PURITY  
EVIDENCE  
MANAGEMENT

Rating di  
Legalità

